



# Sensata Technologies

## 6752-300 SERIES



**Neumüller**

Elektronik GmbH

Autorisierter Distributor:

**Neumüller Elektronik GmbH** | Gewerbegebiet Ost 7 | D-91085 Weisendorf  
Tel. +49 9135 73666-0 | [info@neumueller.com](mailto:info@neumueller.com) | [www.neumueller.com](http://www.neumueller.com)




## | 6752-300 SERIES

2½–90 Amp, 3–Phase, Ambient Compensated

### Introduction

Klixon® 6752-300 series thermal–magnetic circuit breakers are designed and manufactured to meet more stringent military standards of today's jet aircraft electrical systems. The higher interrupting capacity, vibration resistance and longer cycling life exceeds previous military standards.



### Features

- Proven reliability and performance of the 6752 series circuit breaker
- Current rating: 2.5–90 amps
- High amp devices available: 65A and 90A
- Circuit protection unaffected by temperature fluctuations
- Trip–free design
- High vibration resistance
- High interrupting capacity
- Only faulted line circuits opened: coordination ratings insures that branch circuit breakers trip first under fault conditions
- Ambient compensation
- Fault coordination of all ratings
- Long trouble–free operation: 20,000 operating cycles
- Typical use: Jet aircraft electrical systems, military



### PERFORMANCE CHARACTERISTICS

<b>Vibrations</b>	10G minimum, 50–2,000 Hz (other vibration levels available)
<b>Mechanical Shock</b>	25G
<b>Acceleration</b>	10G
<b>Weight</b>	292 grams
<b>Interrupt Current</b>	2.5–50 amps: 6,000 amps at 120 VAC, 400 Hz 2.5–50 amps: 4,200 amps at 120 VAC, 400 Hz
<b>Endurance</b>	5,000 cycles: 120 VAC 400 Hz, inductive 5,000 cycles: 120 VAC 400 Hz, resistive 10,000 cycles: Mechanical, no load Total: 20,000 cycles



## CALIBRATION CHART

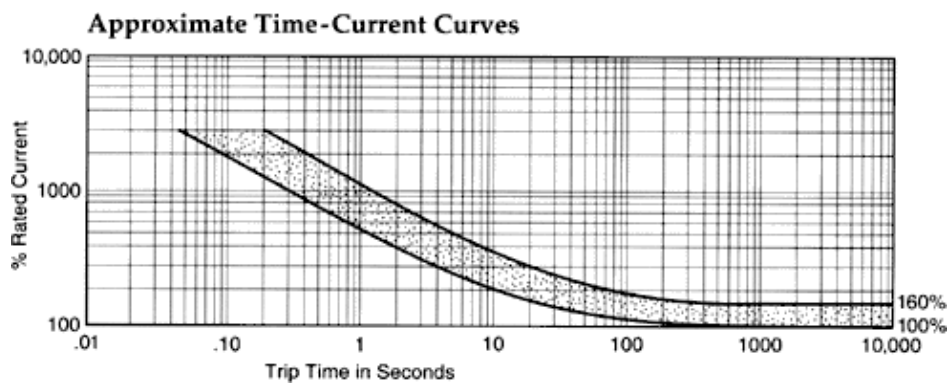
6752-305 2.5 -50A

Temp.	Minimum Ultimate Trip	Maximum Ultimate Trip	Trip Time (in seconds)		
			200%	500%	1000%
25°C	110%	138%	12–65	2.3–10	0.33–1.4
-54°C	110%	160%	15–65	2.3–10	0.33–1.4
93°C	105%	138%	12–65	2.3–10	0.33–1.4
121°C	100%	138%	12–65	2.3–10	0.33–1.4

*The most typical device is 2.5–50 amps.*



## TRIP CURVE



## VOLTAGE DROP

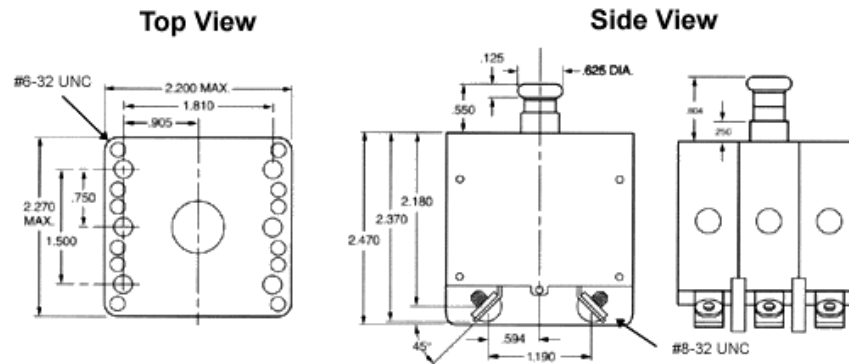
Amp Rating	Max. Voltage Drop*
2.5	0.60
5	0.40
7 1/2	0.30
10	0.25
15	0.25
20	0.25
25	0.25
35	0.25
50	0.25
60	0.25

\*Maximum voltage drop at nominal rated current.



## DIMENSIONS

Dimensions in mm [Inch]



Sensata Technologies, Inc. ("Sensata") data sheets are solely intended to assist designers ("Buyers") who are developing systems that incorporate Sensata products (also referred to herein as "components"). Buyer understands and agrees that Buyer remains responsible for using its independent analysis, evaluation and judgment in designing Buyer's systems and products. Sensata data sheets have been created using standard laboratory conditions and engineering practices. Sensata has not conducted any testing other than that specifically described in the published documentation for a particular data sheet. Sensata may make corrections, enhancements, improvements and other changes to its data sheets or components without notice.

Buyers are authorized to use Sensata data sheets with the Sensata component(s) identified in each particular data sheet. HOWEVER, NO OTHER LICENSE, EXPRESS OR IMPLIED, BY ESTOPPEL OR OTHERWISE TO ANY OTHER SENSATA INTELLECTUAL PROPERTY RIGHT, AND NO LICENSE TO ANY THIRD PARTY TECHNOLOGY OR INTELLECTUAL PROPERTY RIGHT, IS GRANTED HEREIN. SENSATA DATA SHEETS ARE PROVIDED "AS IS". SENSATA MAKES NO WARRANTIES OR REPRESENTATIONS WITH REGARD TO THE DATA SHEETS OR USE OF THE DATA SHEETS, EXPRESS, IMPLIED OR STATUTORY, INCLUDING ACCURACY OR COMPLETENESS. SENSATA DISCLAIMS ANY WARRANTY OF TITLE AND ANY IMPLIED WARRANTIES OF MERCHANTABILITY, FITNESS FOR A PARTICULAR PURPOSE, QUIET ENJOYMENT, QUIET POSSESSION, AND NON-INFRINGEMENT OF ANY THIRD PARTY INTELLECTUAL PROPERTY RIGHTS WITH REGARD TO SENSATA DATA SHEETS OR USE THEREOF.

All products are sold subject to Sensata's terms and conditions of sale supplied at [www.sensata.com](http://www.sensata.com) SENSATA ASSUMES NO LIABILITY FOR APPLICATIONS ASSISTANCE OR THE DESIGN OF BUYERS' PRODUCTS. BUYER ACKNOWLEDGES AND AGREES THAT IT IS SOLELY RESPONSIBLE FOR COMPLIANCE WITH ALL LEGAL, REGULATORY AND SAFETY-RELATED REQUIREMENTS CONCERNING ITS PRODUCTS, AND ANY USE OF SENSATA COMPONENTS IN ITS APPLICATIONS, NOTWITHSTANDING ANY APPLICATIONS-RELATED INFORMATION OR SUPPORT THAT MAY BE PROVIDED BY SENSATA.

Mailing Address: Sensata Technologies, Inc., 529 Pleasant Street, Attleboro, MA 02703, USA.

## CONTACT US

### Americas

+1 (508)-236-3287  
klixon@sensata.com

### AUTHORIZED DISTRIBUTORS

Flame Enterprises  
Bob Correa, Director of Product Management  
+1 (240) 236-9802  
bcorrea@flamecorp.com  
info@flamecorp.com | Web  
Tel: 1-800-854-2255 or 1-818-700-2905  
Fax: 1-818-407-5080

Peerless Electronics  
Steve Gunther, National Sales Manager

+1 (516) 594-3509  
sgunther@peerlesselectronics.com  
nysales@peerlesselectronics.com | Web  
Tel: 1-800-285-2121  
Fax: 1-800-222-8096

### Europe, Middle East & Africa

Flame Enterprises  
Bob Correa, Director of Product Management  
+1 (240) 236-9802  
bcorrea@flamecorp.com  
info@flamecorp.com | Web  
Tel: 1-800-854-2255 or 1-818-700-2905  
Fax: 1-818-407-5080