



Sensata

Technologies

6766-19 SERIES



Neumüller

Elektronik GmbH

Autorisierter Distributor:

Neumüller Elektronik GmbH | Gewerbegebiet Ost 7 | D-91085 Weisendorf
Tel. +49 9135 73666-0 | info@neumueller.com | www.neumueller.com



| 6766-19 SERIES

35 TO 150 AMP COMMERCIAL THERMAL CIRCUIT BREAKER

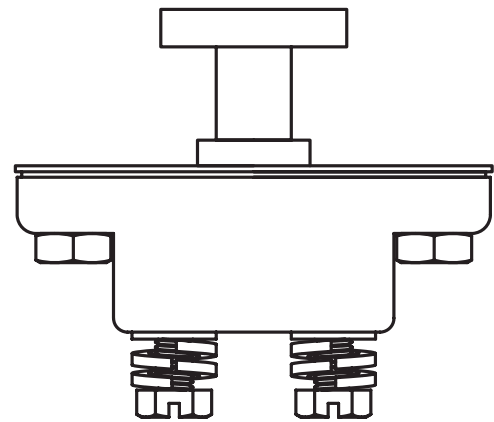
Introduction

The 6766-19 series is a manually switchable thermal circuit breaker that is designed to meet the harshest environmental requirements. The 6766-19 series breakers are weatherproof for protection against moisture, dust, grease, fuel vapors, and other harsh environments. The 6766-19 series of breakers is suited for rugged applications, where a robust switchable breaker is required for accessory, equipment and battery protection on heavy trucks, buses, construction equipment, off-road vehicles, marine, recreational vehicles (RVs) and electric (hybrid) vehicles.



Features

- 30VDC, 35 to 150 Amps
- Manual reset
- Weatherproof SAE J1625 and ideally suited for rugged applications
- Ignition protected SAE J1171



SPECIFICATIONS

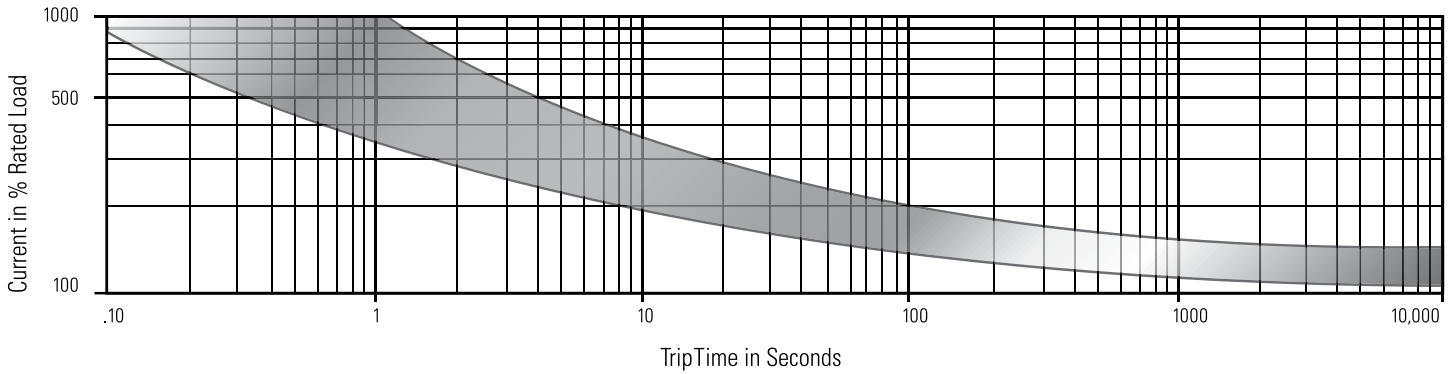
Performance

Calibration : 200% rated current, 77°F (25°C)	35 to 150 Amps : 8 to 100 seconds
Ultimate Trip At 77°F (25°C)	Must hold 100%, Must trip 135%
Endurance	Per SAE J1625
Interrupt Current Capacity	Per SAE J1625 and ABYC E-11
Vibration	Per SAE J1455, 4G's, 10-2K Hz
Dielectric Strength	MIL-STD-202 Method 301, 1500VAC min
Insulation Resistance	MIL-STD-202 Method 302, Condition B, 100 MΩ min
Weight (with mounting nuts)	6766-19 : 129 grams max



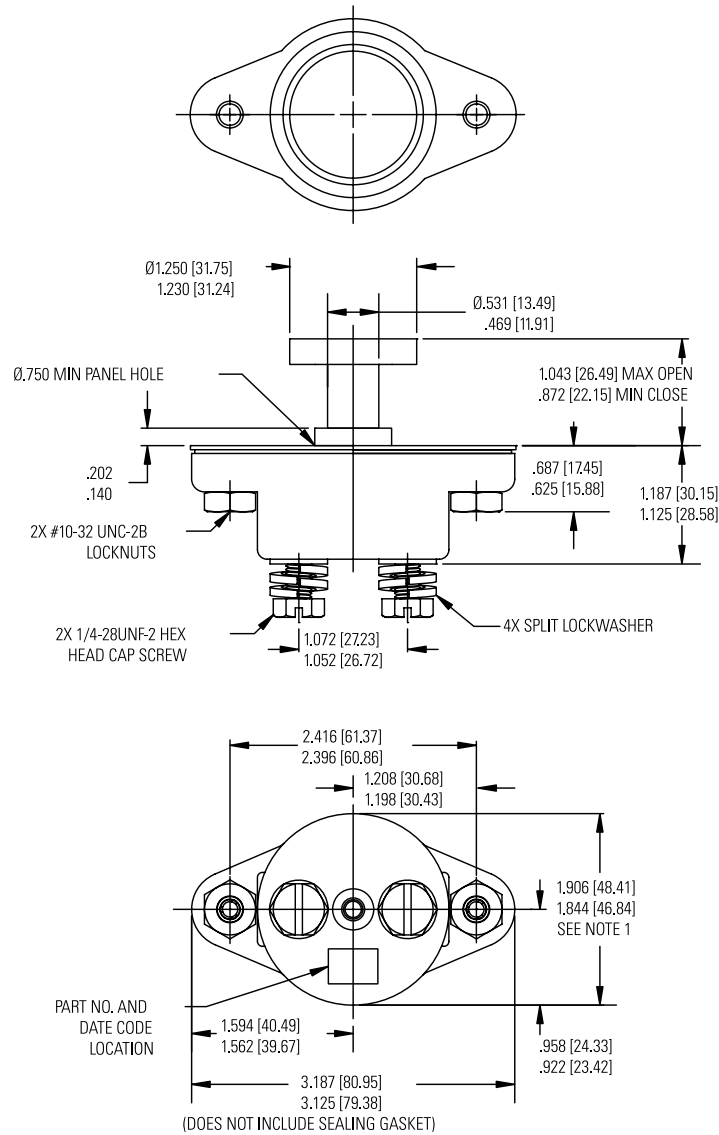
TRIP CURVE

Approximate Time, Current Characteristics At 77°F (25°C)



DIMENSIONS

All dimensions are in inches [mm]

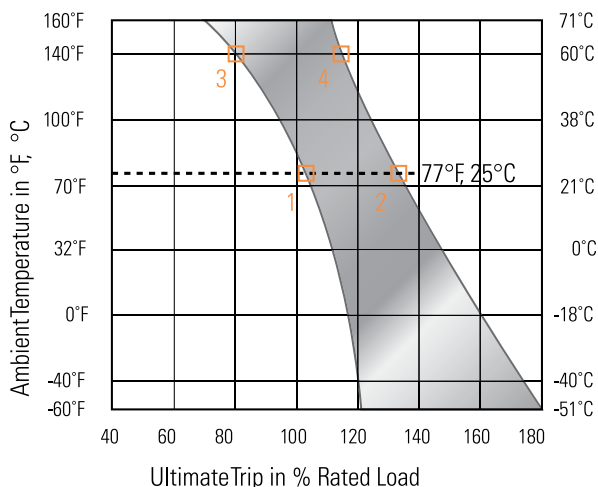




DERATING CURVE

Performance characteristics are based on room temperature (77°F, 25°C). Consult Derating curve for ambient temperatures significantly higher or lower than standard room temperature.

Example: At 77°F (25°C) the device is calibrated to hold at 100% of rated current (1) and trip at 135% of rated current (2). At 140°F (60°C), the same device will hold at approximately 78% of rated current (3), and trip at approximately 115% of rated current (4).



ORDERING OPTIONS

Example : 6766-19-35

Configuration	6766-19	-	X
6766-19: Manual, sealed			
Amp Rating			
35	60	105	
40	70	120	
45	80	135	
50	90	150	

Sensata Technologies, Inc. ("Sensata") data sheets are solely intended to assist designers ("Buyers") who are developing systems that incorporate Sensata products (also referred to herein as "components"). Buyer understands and agrees that Buyer remains responsible for using its independent analysis, evaluation and judgment in designing Buyer's systems and products. Sensata data sheets have been created using standard laboratory conditions and engineering practices. Sensata has not conducted any testing other than that specifically described in the published documentation for a particular data sheet. Sensata may make corrections, enhancements, improvements and other changes to its data sheets or components without notice.

Buyers are authorized to use Sensata data sheets with the Sensata component(s) identified in each particular data sheet. HOWEVER, NO OTHER LICENSE, EXPRESS OR IMPLIED, BY ESTOPPEL OR OTHERWISE TO ANY OTHER SENSATA INTELLECTUAL PROPERTY RIGHT, AND NO LICENSE TO ANY THIRD PARTY TECHNOLOGY OR INTELLECTUAL PROPERTY RIGHT, IS GRANTED HEREIN. SENSATA DATA SHEETS ARE PROVIDED "AS IS". SENSATA MAKES NO WARRANTIES OR REPRESENTATIONS WITH REGARD TO THE DATA SHEETS OR USE OF THE DATA SHEETS, EXPRESS, IMPLIED OR STATUTORY, INCLUDING ACCURACY OR COMPLETENESS. SENSATA DISCLAIMS ANY WARRANTY OF TITLE AND ANY IMPLIED WARRANTIES OF MERCHANTABILITY, FITNESS FOR A PARTICULAR PURPOSE, QUIET ENJOYMENT, QUIET POSSESSION, AND NON-INFRINGEMENT OF ANY THIRD PARTY INTELLECTUAL PROPERTY RIGHTS WITH REGARD TO SENSATA DATA SHEETS OR USE THEREOF.

All products are sold subject to Sensata's terms and conditions of sale supplied at www.sensata.com SENSATA ASSUMES NO LIABILITY FOR APPLICATIONS ASSISTANCE OR THE DESIGN OF BUYERS' PRODUCTS. BUYER ACKNOWLEDGES AND AGREES THAT IT IS SOLELY RESPONSIBLE FOR COMPLIANCE WITH ALL LEGAL, REGULATORY AND SAFETY-RELATED REQUIREMENTS CONCERNING ITS PRODUCTS, AND ANY USE OF SENSATA COMPONENTS IN ITS APPLICATIONS, NOTWITHSTANDING ANY APPLICATIONS-RELATED INFORMATION OR SUPPORT THAT MAY BE PROVIDED BY SENSATA.

Mailing Address: Sensata Technologies, Inc., 529 Pleasant Street, Attleboro, MA 02703, USA.

CONTACT US

Americas
+1 (508)-236-3287
klixon@sensata.com

AUTHORIZED DISTRIBUTORS
Flame Enterprises
Bob Correa, Director of Product Management
+1 (240) 236-9802
bcorrea@flamecorp.com
info@flamecorp.com | Web
Tel: 1-800-854-2255 or 1-818-700-2905
Fax: 1-818-407-5080

Peerless Electronics
Steve Gunther, National Sales Manager

+1 (516) 594-3509
sgunther@peerlesselectronics.com
nysales@peerlesselectronics.com | Web
Tel: 1-800-285-2121
Fax: 1-800-222-8096

Europe, Middle East & Africa
Flame Enterprises
Bob Correa, Director of Product Management
+1 (240) 236-9802
bcorrea@flamecorp.com
info@flamecorp.com | Web
Tel: 1-800-854-2255 or 1-818-700-2905
Fax: 1-818-407-5080