



# Sensata Technologies

## 7274 SERIES



**Neumüller**

Elektronik GmbH

Autorisierter Distributor:

**Neumüller Elektronik GmbH** | Gewerbegebiet Ost 7 | D-91085 Weisendorf  
Tel. +49 9135 73666-0 | [info@neumueller.com](mailto:info@neumueller.com) | [www.neumueller.com](http://www.neumueller.com)



## | 7274 SERIES

½ to 20 Amp, Single-Phase, Non-Compensated, High Performance

### Introduction

Klixon® 7274 series are small, lightweight, low amperage devices that are specifically designed to protect aircraft/aerospace cable and components in airborne vehicles and equipment.

The commercial grade version of this circuit breaker is the Klixon® 7277 series. The 7277 and 7274-2 series circuit breakers are physically and electrically identical, with the exception that the 7277 has wider calibration limits.



### Features

- Uses minimum space
- Light weight
- Trip-free
- MIL-C-5809 qualified
- Current rating: ½ to 20 amp
- Low amp
- High vibration resistance
- Options: Long push button, dust boot (part #14500-1 fits 15/32 bushing, part #14500-5 fits 7/16 bushing), auxiliary switch, waterproof panel seal
- Typical use: Military airborne vehicle and equipment protection

### PERFORMANCE CHARACTERISTICS

<b>Vibrations</b>	10G minimum, 50–500 Hz (other vibration levels available)	
<b>Mechanical Shock</b>	35G	
<b>Acceleration</b>	10G	
<b>Weight</b>	7274-2 (MS 26574): 28 grams maximum 7274-4 (MS 26574 A): 28 grams maximum 7274-11 (MS 22073): 33 grams maximum	7274-69 (MS 22073V): 33 grams 7274-70 (MS 26474L): 33 grams
<b>Interrupt Current</b>	0.50–5 amps: unlimited at 28 VDC 7.50–15 amps: 2,000 amps at 28 VDC 0.50–1.50 amps: unlimited at 120 VAC, 400 Hz	2–5 amps: 800 amps at 120 VAC, 400 Hz 7.50–20 amps: 500 amps at 120 VAC, 400 Hz
<b>Endurance</b>	2,500 cycles: 120 VAC, 400 Hz inductive 5,000 cycles: 120 VAC, 400 Hz resistive 2,500 cycles: 30 VDC inductive	5,000 cycles: 30 VDC resistive 10,000 cycles: Mechanical, no load



## CALIBRATION CHART

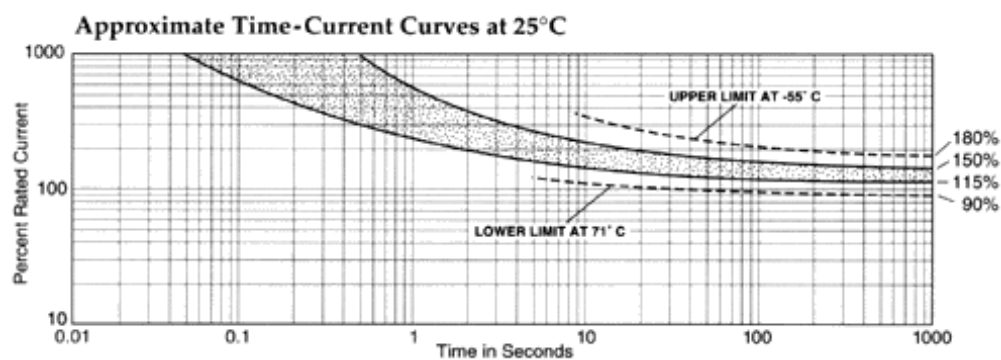
For a Standard Device

Temp.	Minimum Ultimate Trip	Maximum Ultimate Trip	Trip Time (in seconds)		
			200%	500%	1000%
25°C	115%	150%	2–20	0.16–1.20	0.046–0.80
-55°C	135%	180%	-	-	-
71°C	90%	130%	-	-	-

The most typical device is 1–20 amps. For others, please contact us.



## TRIP CURVE



## VOLTAGE DROP

Amp Rating	Max. Voltage Drop*
½	2.00
¾	1.45
1	1.10
2	0.70
2½	0.70
3	0.55
4	0.45
5	0.35
7½	0.30
10	0.28
15	0.25
20	0.25

\*Maximum voltage drop at nominal rated current.

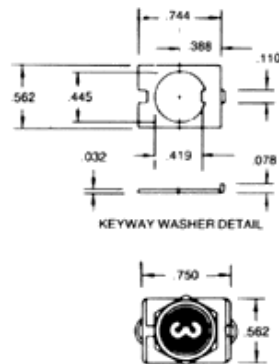


## DIMENSIONS

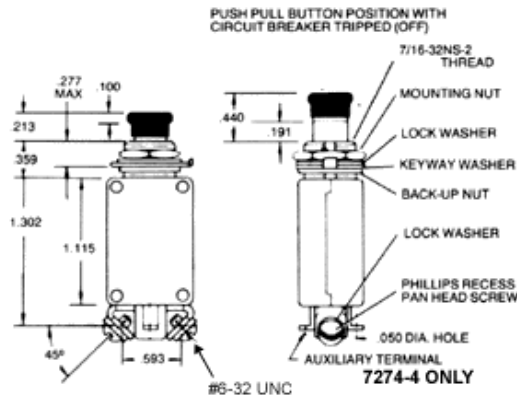
Dimensions in mm [Inch]

### 7274-2 and 7274-4

#### Top View

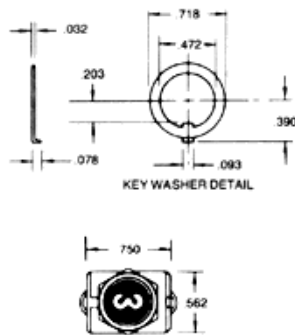


#### Side View

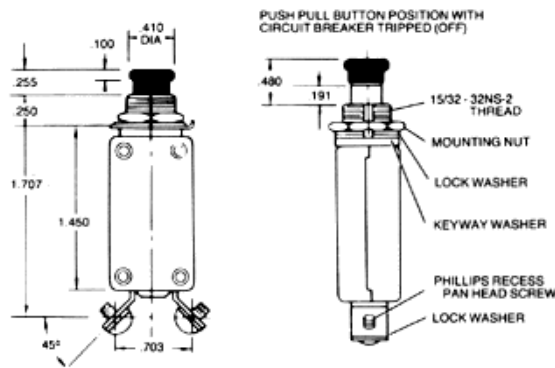


### 7274-11 and 7274-69

#### Top View



#### Side View



Sensata Technologies, Inc. ("Sensata") data sheets are solely intended to assist designers ("Buyers") who are developing systems that incorporate Sensata products (also referred to herein as "components"). Buyer understands and agrees that Buyer remains responsible for using its independent analysis, evaluation and judgment in designing Buyer's systems and products. Sensata data sheets have been created using standard laboratory conditions and engineering practices. Sensata has not conducted any testing other than that specifically described in the published documentation for a particular data sheet. Sensata may make corrections, enhancements, improvements and other changes to its data sheets or components without notice.

Buyers are authorized to use Sensata data sheets with the Sensata component(s) identified in each particular data sheet. HOWEVER, NO OTHER LICENSE, EXPRESS OR IMPLIED, BY ESTOPPEL OR OTHERWISE TO ANY OTHER SENSATA INTELLECTUAL PROPERTY RIGHT, AND NO LICENSE TO ANY THIRD PARTY TECHNOLOGY OR INTELLECTUAL PROPERTY RIGHT, IS GRANTED HEREIN. SENSATA DATA SHEETS ARE PROVIDED "AS IS". SENSATA MAKES NO WARRANTIES OR REPRESENTATIONS WITH REGARD TO THE DATA SHEETS OR USE OF THE DATA SHEETS, EXPRESS, IMPLIED OR STATUTORY, INCLUDING ACCURACY OR COMPLETENESS. SENSATA DISCLAIMS ANY WARRANTY OF TITLE AND ANY IMPLIED WARRANTIES OF MERCHANTABILITY, FITNESS FOR A PARTICULAR PURPOSE, QUIET ENJOYMENT, QUIET POSSESSION, AND NON-INFRINGEMENT OF ANY THIRD PARTY INTELLECTUAL PROPERTY RIGHTS WITH REGARD TO SENSATA DATA SHEETS OR USE THEREOF.

All products are sold subject to Sensata's terms and conditions of sale supplied at [www.sensata.com](http://www.sensata.com). SENSATA ASSUMES NO LIABILITY FOR APPLICATIONS ASSISTANCE OR THE DESIGN OF BUYERS' PRODUCTS. BUYER ACKNOWLEDGES AND AGREES THAT IT IS SOLELY RESPONSIBLE FOR COMPLIANCE WITH ALL LEGAL, REGULATORY AND SAFETY-RELATED REQUIREMENTS CONCERNING ITS PRODUCTS, AND ANY USE OF SENSATA COMPONENTS IN ITS APPLICATIONS, NOTWITHSTANDING ANY APPLICATIONS-RELATED INFORMATION OR SUPPORT THAT MAY BE PROVIDED BY SENSATA.

Mailing Address: Sensata Technologies, Inc., 529 Pleasant Street, Attleboro, MA 02703, USA.

## CONTACT US

### Americas

+1 (508)-236-3287  
klixon@sensata.com

### AUTHORIZED DISTRIBUTORS

Flame Enterprises  
Bob Correa, Director of Product Management  
+1 (240) 236-9802  
bcorrea@flamecorp.com  
info@flamecorp.com | Web  
Tel: 1-800-854-2255 or 1-818-700-2905  
Fax: 1-818-407-5080

Peerless Electronics  
Steve Gunther, National Sales Manager

+1 (516) 594-3509  
sgunther@peerlesselectronics.com  
nysales@peerlesselectronics.com | Web  
Tel: 1-800-285-2121  
Fax: 1-800-222-8096

### Europe, Middle East & Africa

Flame Enterprises  
Bob Correa, Director of Product Management  
+1 (240) 236-9802  
bcorrea@flamecorp.com  
info@flamecorp.com | Web  
Tel: 1-800-854-2255 or 1-818-700-2905  
Fax: 1-818-407-5080